



May 22-June 5



**Andy Medina C1**

Collage: How to sort resources and keep our community.

**Teacher reply:** What a beautiful and informative collage. Inserting yourself into the picture with a photograph of yourself demonstrating 1 of the three R's (recycle) is an extra special collage element. Andy, you have had perfect attendance in our Art Zooms online, always participate, complete assignments and submit them on time! It is evident you have been having collaborating creatively to Upcycle to make art with your family at home. Continue the work good habits and of practicing the 3R's in order to reduce reuse and recycle at home. Next I can't wait to see how your upcycled kitchen vegetable scrap plants are growing!



**Alvin Romero** Grade 2W

*Model of a frontline worker vehicle*




**Teacher reply:** Alvin this is just wonderful. Great craftsmanship. I love the attention to detail on each side of the vehicle. Thank you for sending multiple pictures which thoroughly document your sculptural model of a police car. Did you work from memory of reference a picture of this vehicle? Did you collaborate with any family members to help execute your idea? I can wait to see how your Upcycled game is coming along let's brainstorm together during my teacher contact time. Look for my schedule of availability on my teacher page.



**David Alicea.** Grade 2 D/H

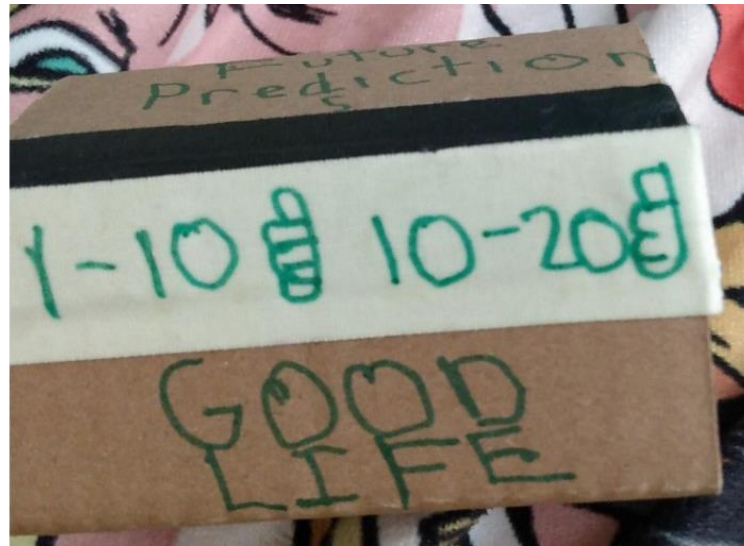

Model of a guitar

**Student presented** his model of a guitar during online Zoom session. **Student said**, “For my project I made a pretend guitar. I made it out of cardboard, and I painted it and added a lot of stickers for decoration.” **Teacher said**, “What Inspired you to make a guitar?” **Students said**, “I want to learn how-to play one someday.”



**Brittany Mendez** Grade 2 D/H Pocketbook design

**Student presented** project during online Zoom session. **Student said** “I made this from paper plates that I glued together. I also added some string and used magic marker to make my design with.



**Christian Riddick 5 A/V** - Fortune teller. **Student said**, "Just roll the future predictor and see where it lands and hopefully you will have a good life!"



**Darby Leiva 2 D/H.** Finger puppet

Darby, I love it! A banana finger puppet. Why not make some more fruity friends and create a cast of characters. I would love for you to write about work your describing all your creations in a short artist statement as discussed in our Zoom session. You have made so many interesting upcycled projects while remote learning and have been an inspiration to your classmates as a result. Great Job!



**Angel Bryant W2** Decorated Vase

